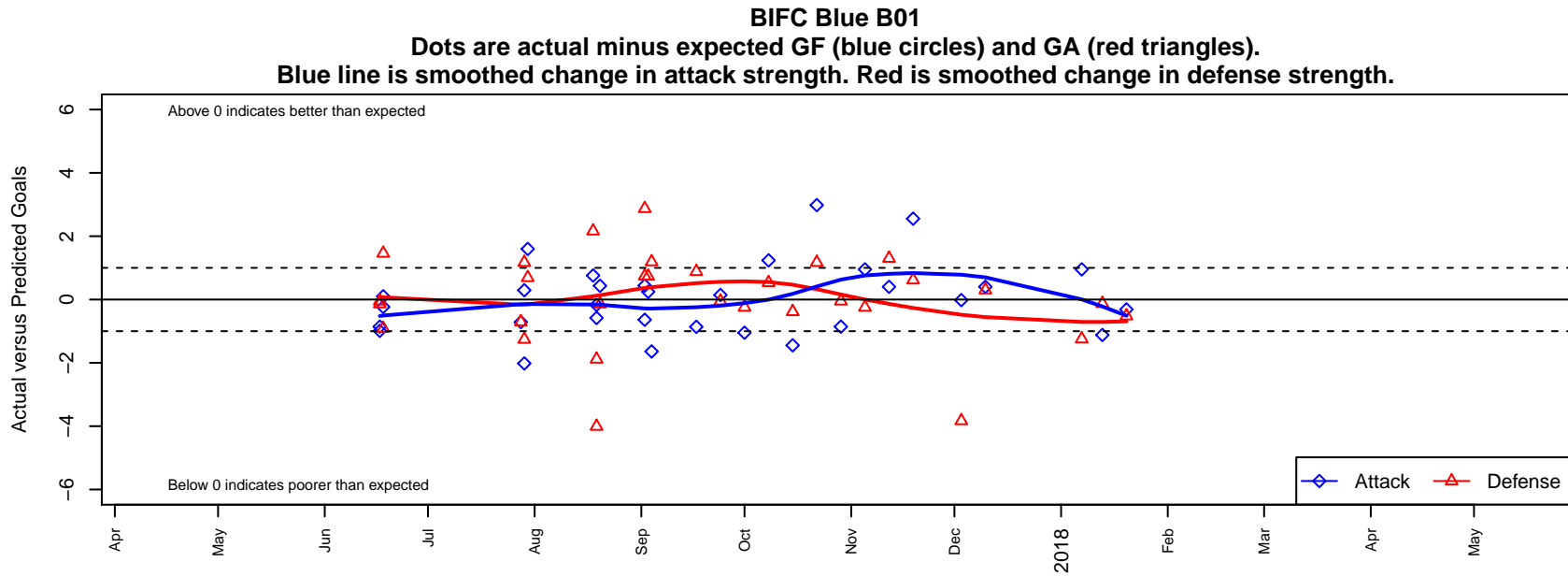


BIFC Blue B01

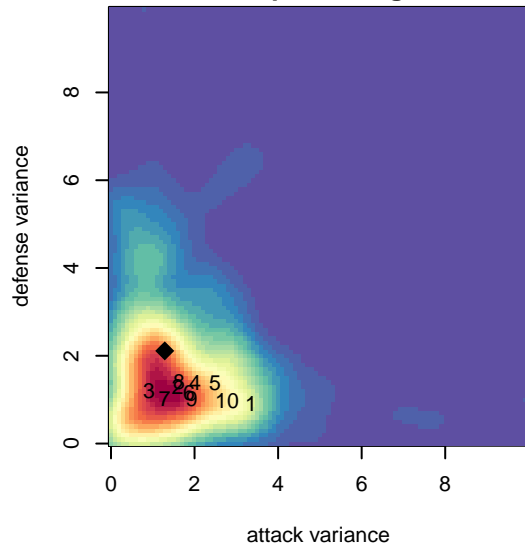
Bainbridge Island FC
 Bainbridge Island, WA
 B01 total strength=1433
 attack=10.26 defense=7.84
 fall league = NPSL DIVISION 2 (01) U17

alt names used:
 BAINBRIDGE ISLAND FC 01 B (WA)
 Bainbridge Island FC B01 Blue
 Bainbridge Island FC 01 Boys
 Bainbridge Island FC B01 Blue

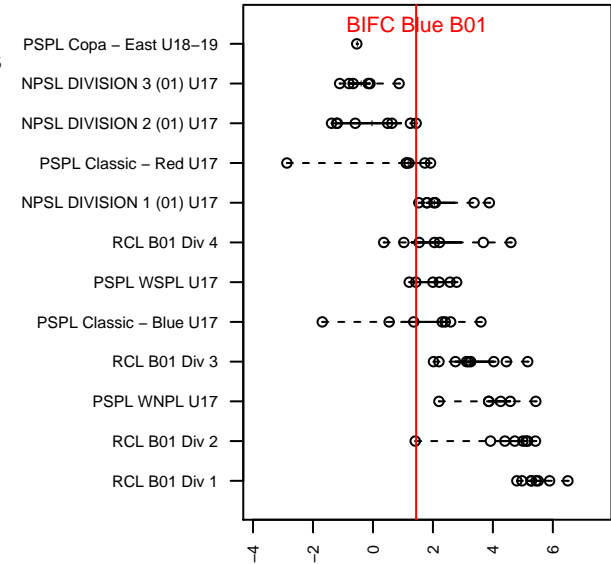
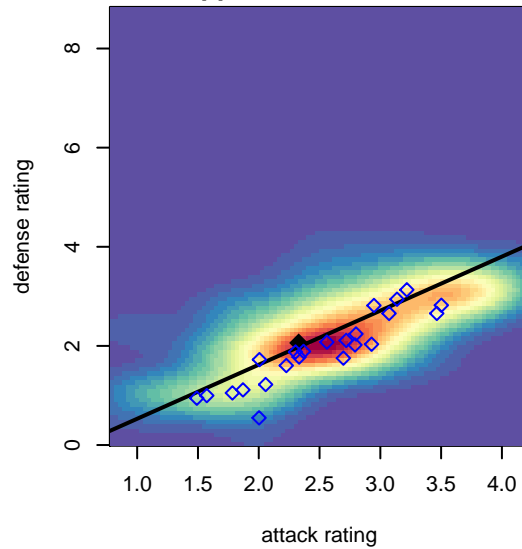
Venues played:
 2017 Skagit Firecracker Div. 2 U17
 2017 Crossfire Select U18 Gold
 2017 Tyee Cup U17-19
 2017 SX Cup U17/18 Gold – Tier 3 U17
 2017 NPSL DIVISION 2 (01) U17
 2017 Founders Cup B01 Div A



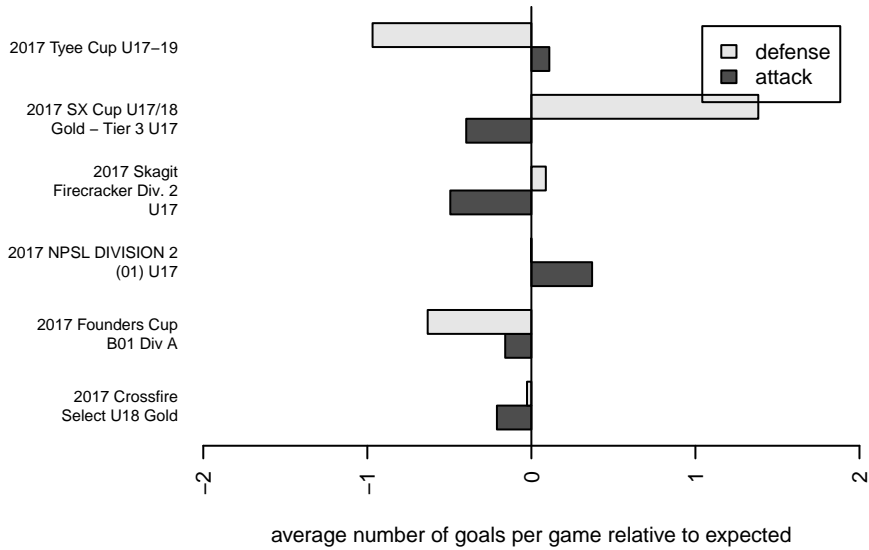
**attack and defense variance (black dot)
relative to other teams
and top 10 in region**



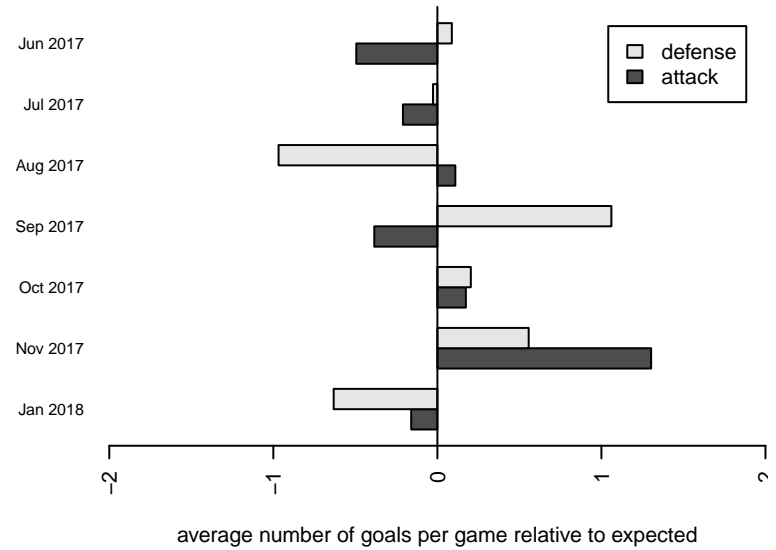
**attack and defense rating
relative to others at age
and all opponents in last 13 months**



Performance relative to 13 month average



Performance relative to 13 month average



date	home		away		venue	pred.home	pred.away
2018-01-20	Seattle United W Blue B01	2	BIFC Blue B01	1	2017 Founders Cup B01 Div A	1.48	1.31
2018-01-13	STU Evolution Black B01	2	BIFC Blue B01	0	2017 Founders Cup B01 Div A	1.87	1.12
2018-01-07	BIFC Blue B01	4	Newport FC Barca B01	2	2017 Founders Cup B01 Div A	3.05	0.75
2017-12-10	FWFC Select 1 B01	1	BIFC Blue B01	2	2017 NPSL DIVISION 2 (01) U17	1.30	1.60
2017-12-03	FWFC Select B01	5	BIFC Blue B01	2	2017 NPSL DIVISION 2 (01) U17	1.17	2.02
2017-11-19	NK Havoc B01	0	BIFC Blue B01	6	2017 NPSL DIVISION 2 (01) U17	0.62	3.45
2017-11-12	BIFC Blue B01	2	FWFC Select 1 B01	0	2017 NPSL DIVISION 2 (01) U17	1.60	1.30
2017-11-05	Newport FC Barca B01	1	BIFC Blue B01	4	2017 NPSL DIVISION 2 (01) U17	0.75	3.05
2017-10-29	PSA Force Black B01	1	BIFC Blue B01	1	2017 NPSL DIVISION 2 (01) U17	0.95	1.86
2017-10-22	BIFC Blue B01	5	FWFC Select B01	0	2017 NPSL DIVISION 2 (01) U17	2.02	1.17
2017-10-15	BIFC Blue B01	2	NK Havoc B01	1	2017 NPSL DIVISION 2 (01) U17	3.45	0.62
2017-10-08	BIFC Blue B01	5	Seattle United Shoreline Blue B01	0	2017 NPSL DIVISION 2 (01) U17	3.76	0.53
2017-10-01	BIFC Blue B01	2	Newport FC Barca B01	1	2017 NPSL DIVISION 2 (01) U17	3.05	0.75
2017-09-24	BIFC Blue B01	2	PSA Force Black B01	1	2017 NPSL DIVISION 2 (01) U17	1.86	0.95
2017-09-17	Bellevue United Select B01	0	BIFC Blue B01	5	2017 NPSL DIVISION 2 (01) U17	0.88	5.86
2017-09-04	BIFC Blue B01	0	Richmond FC Wolves B01	0	2017 SX Cup U17/18 Gold – Tier 3 U17	1.64	1.19
2017-09-03	BIFC Blue B01	1	Richmond FC Gunners B00	3	2017 SX Cup U17/18 Gold – Tier 3 U17	0.75	3.73
2017-09-02	Langley United Dragons B00	2	BIFC Blue B01	1	2017 SX Cup U17/18 Gold – Tier 3 U17	2.74	0.56
2017-09-02	BIFC Blue B01	0	Coastal FC Royal B00	1	2017 SX Cup U17/18 Gold – Tier 3 U17	0.64	3.87
2017-08-20	BIFC Blue B01	1	Storm King B01	3	2017 Tye Cup U17-19	0.57	2.86
2017-08-19	Harbor Premier Green B99	4	BIFC Blue B01	0	2017 Tye Cup U17-19	2.12	0.58
2017-08-19	Slammers Orange B00	6	BIFC Blue B01	1	2017 Tye Cup U17-19	1.99	1.17
2017-08-18	BIFC Blue B01	2	Harbor Premier Green B00	0	2017 Tye Cup U17-19	1.24	2.16
2017-07-30	Crossfire Select Perry B01	0	BIFC Blue B01	5	2017 Crossfire Select U18 Gold	0.69	3.40
2017-07-29	FWFC Select B01	0	BIFC Blue B01	0	2017 Crossfire Select U18 Gold	1.17	2.02
2017-07-29	BIFC Blue B01	2	Crossfire Select Taylor B01	3	2017 Crossfire Select U18 Gold	1.71	1.74
2017-07-28	BIFC Blue B01	1	Whatcom Rangers White B01	2	2017 Crossfire Select U18 Gold	1.71	1.29
2017-06-18	BIFC Blue B01	1	Seattle United S Blue B01	1	2017 Skagit Firecracker Div. 2 U17	0.90	2.46

date	home		away		venue	pred.home	pred.away
2017-06-18	Snohomish United Red B01	3	BIFC Blue B01	1	2017 Skagit Firecracker Div. 2 U17	2.08	1.23
2017-06-17	BIFC Blue B01	2	NWSC Deception FC B01	1	2017 Skagit Firecracker Div. 2 U17	2.99	0.86
2017-06-17	PSA Force Black B01	1	BIFC Blue B01	1	2017 Skagit Firecracker Div. 2 U17	0.95	1.86